


Outdoor Learning Lesson Plan by Nature Play QLD

Measurement and Geometry – Using Units of Measurement

- Connect number names, numerals and quantities, including zero, initially up to 10 and then beyond (ACMNA002)
- Use direct and indirect comparisons to decide which is longer, heavier or holds more, and describe reasoning in everyday language (ACMNA001)



Class:

Date:

Time:

Weather:

Resources:

- Treasure hunt cards (see resource sheet below)
- Collection bags (optional)
- Sticks in a variety of sizes

Introduction: (10-15 mins)

In groups of 4 or 5 children, give each group a paper bag and a treasure hunt card. Each treasure hunt card asks for different quantities of natural objects which can be found in your outdoor space.

For example, find 7 brown leaves, 5 small rocks and 2 seedpods. Once the treasure quantities have been found, call the groups back to basecamp to compare and count quantities. Ask which groups had to collect more or less of a specific natural treasure.

Main Activity: (30 mins)

Explain to the class that they are going to collect different sized sticks to create a 'campfire'.

Ask the group what rules they can put in place to make sure everyone is carrying sticks safely. For example, hold sticks no higher than our tummy, or carry sticks with our thumb over the end of a pointy stick.

Ask each child to find the following to bring back to a basecamp and place in the appropriate sorting piles:

- A stick as long as their arm
- A stick as long as their foot
- A stick smaller than their handspan

Once everyone has found the different sized sticks and placed these into the correct piles, divide the class again into groups. Allocate each group to a pile to sort even further from shortest to longest.

Discussion: (5 mins)


Ask the group how they could have sorted the campfire wood in a different way. For example, thinnest to thickest, lightest to heaviest or by shades of brown.

Prep

Maths Resource Sheet

Group 1 Treasure Hunt Card. Find the following:

5



2



6



Prep

Maths Resource Sheet

Group 2 Treasure Hunt Card. Find the following:

7



5



4



Prep

Maths Resource Sheet

Group 3 Treasure Hunt Card. Find the following:

6



4



5



Prep

Maths Resource Sheet

Group 4 Treasure Hunt Card. Find the following:

3



6




8



Group 5 Treasure Hunt Card. Find the following:

10



4



3

