


London




Pack



City Litter and Plastic Pack

Learn about litter in the city and go
and pick up litter in your area!



Key learning

- Know why litter and plastic is bad for the planet.
- Take action against litter by going on a litter pick!

Global Goals



Plastic

- A strong material that can be formed into nearly any shape.
- It is bad for the planet because it can't rot (break down) like other materials.
- Not all plastic can be recycled.
- Plastic has toxic chemicals which mean it's bad for animals and humans.

Sing-a-long

Chant or make up a simple
tune to sing-a-long!

Down in the city
tall buildings fill the sky,
Some people don't use bins
the rubbish starts to fly.

Down in the city
packets, crisps and tins,
If you see some rubbish
please put it in the bins.



City Litter and Plastic

Plastic pollution is a serious problem!
Why is plastic litter so bad?



Many plastic items are used once and thrown away.

Some plastic litter ends up on our streets and in nature.



earth
cubs



Plastic




How many items do you recognise? So many things are made from plastic.






How long does it take these items to break down?

Another word for breaking down is **decomposing**.



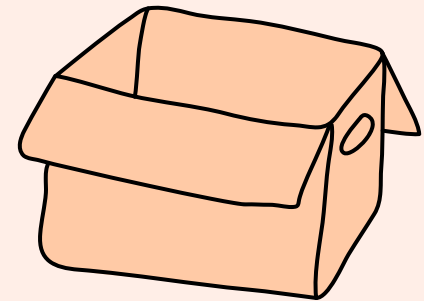
Plastic bag

100s of years



Banana skin

2 years



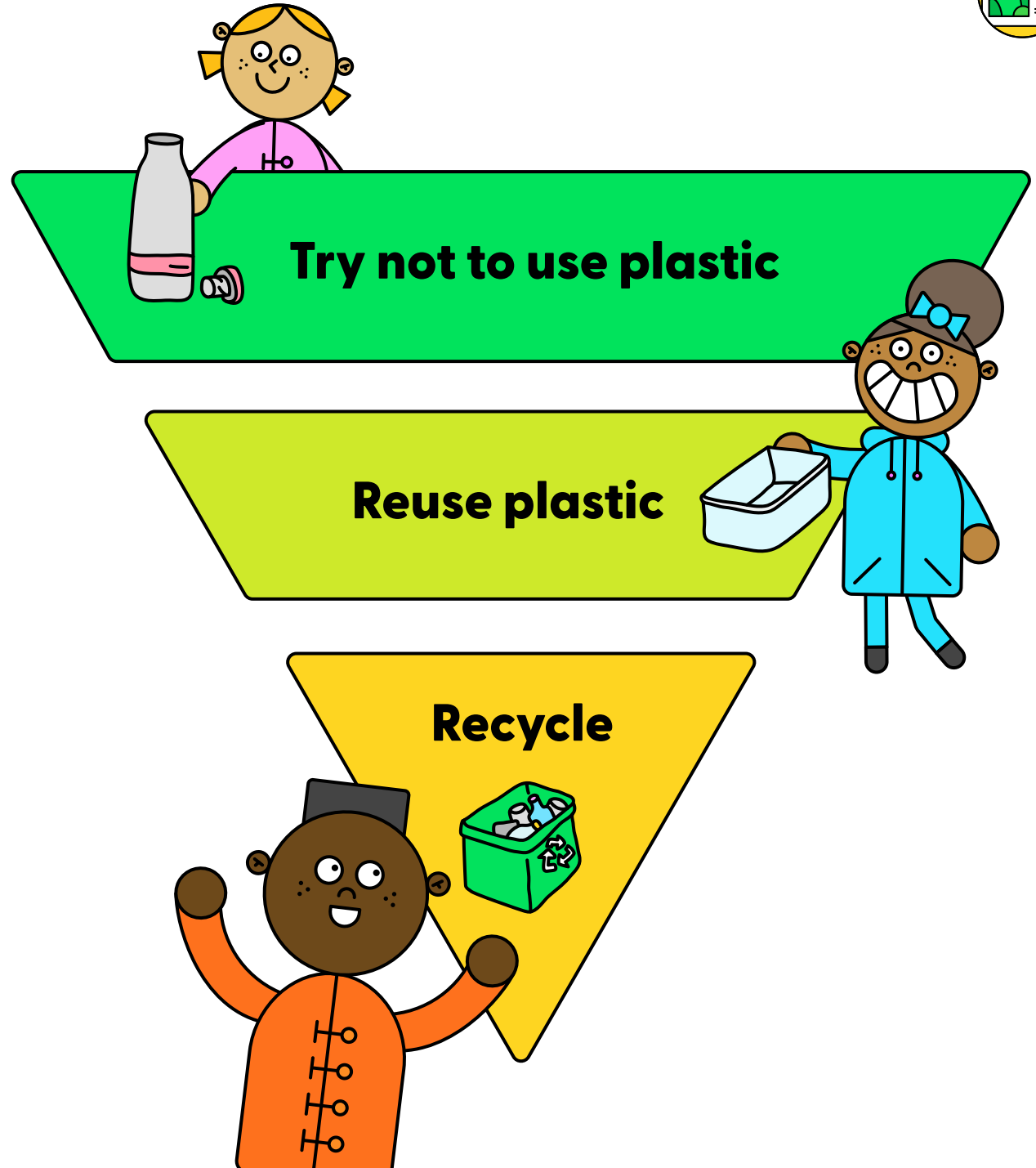
Cardboard box

6 months



What can an Earth Cub do?

Read labels to see if they can be recycled.






Litter Picking

Outside activity



Can you take action and go on a litter pick in your local area.
What will you find?

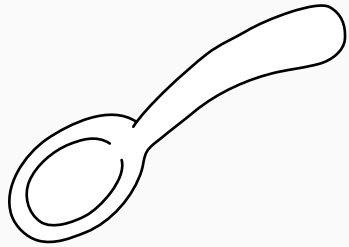


Litter Hunt


Outside activity



What types of litter can you find in your local area? Can it be recycled?



Plastic spoon



Can



Challenge

Can you turn your litter into something else? Be creative!

Park Litter

Inside activity




Help the Parky Pigeons!

Colour in this picture and see where all the litter is.



Challenge

Can you talk to a friend about litter in your local area. What could you do to help?



Old Lids Make Art

Practical



Reuse plastic lids to make colourful and recycled art!


 Colourful plastic lids  Felt tip pens  Cardboard as canvas  Glue




Find bottle tops in different colours and sizes.



Sort the bottle tops into colour groups.



Draw an outline of your design.



Glue your lids on to make art.



Recycled Bottle Plant Pot

Practical



Use your old bottles to create a herb or tomato garden!

Plastic bottles Seeds Watering can Soil Scissors Adult Sharpies/collage materials

1



Cut the top of a bottle and poke 3 holes in the base.

2



Decorate your pot.

3






**Fill half the pot with soil.
Dig your finger in the soil to plant a seed.**

4





Cover with soil and water!





Well done Earth Cubs!
**You have learned about
litter and plastic.**





earthcubs.com

© Earth Cubs. All rights reserved.

Play the Earth Cubs FREE app!



Download on the
App Store

Get it on
Google Play